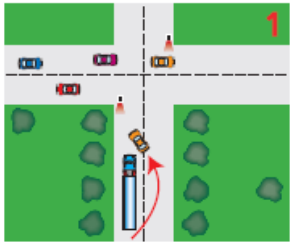


TRUCKIE'S TOP 10 TIPS FOR ROAD USERS



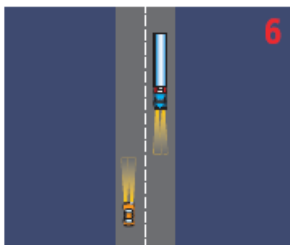
1. CUT OUT CUTTING IN

Don't cut in front of trucks when they slow for traffic lights or out on the highway. A truck needs more road space to stop than you think, so please leave plenty of room in front of the truck.



2. DO NOT OVERTAKE TURNING VEHICLE

There's a sign on the back of trucks that says "DO NOT OVERTAKE TURNING VEHICLE". It warns that the truck is at least 7.5 metres long and needs more room when turning. This sign allows trucks to legally turn from the centre lane at intersections, corners and round-a-bouts. So stay back, don't move into the blind spots to the left of the truck, or drive directly behind the trailer. If you can't see the truck driver's face in the truck mirrors, he or she can't see you.



3. MAINTAIN YOUR SPEED

When being overtaken by a truck, please maintain your speed and don't accelerate. If anything, ease up on the accelerator. When the truck has passed, flash your headlights to tell the driver it's safe to move back in. This helps the truck pass safely and improves your own safety too.




4. 100 KPH SPEED LIMITING

Speed limiting means no engine power is delivered above 100 km/hr, however gravity can push us faster downhill. Truck drivers like to be at the legal speed approaching hills in order to lessen delays to all traffic, but if we slow going uphill or when overtaking, we are doing the best we can.



5. ROAD POSITIONING

A truck uses its entire lane so avoid travelling close to the centreline. If you stay to the left when approaching an oncoming truck you will lessen buffeting from air turbulence, particularly if you are towing a boat or caravan. If stopped or broken down, try to park well clear of the roadway. Use hazard lights and to be safely seen at night, ensure your headlights are switched off and parking or hazard warning lights are on.



6. LIGHTS AT NIGHT

High beam glare contributes to night driving fatigue. Don't blind the oncoming driver, then dip. Dip before reaching a crest or curve or when flashed by a truck. When coming up behind a truck please dip early as truck mirrors are large and don't have an anti-glare position. Check your headlight alignment, particularly if heavily loaded and please, only use fog lights in fog or poor visibility.

7. TOWING CARAVANS & BOATS

When being overtaken by a truck, maintain your speed and don't move off the road. Moving left only makes controlling your trailer more difficult. Only slow when the truck moves out to pass. Quality mirrors, towing hitches and good advice are priceless. We fully support the idea and benefits of caravan CB-UHF 18 and CB 18 radio.



8. OVERTAKE WITH CARE

Stay well back behind the truck. Be certain you can see sufficient clear road ahead. When you're sure it's safe, signal, move out, give a quick flash of the headlights and pass quickly but sensibly. Don't move back in until you see both the truck's headlights in your mirrors and don't slow down. If you can't see, don't pass.

9. ROUND-A-BOUTS

The "DO NOT OVERTAKE TURNING VEHICLE" sign applies at round-a-bouts too, so please stay back. Larger trucks make wide turns and often need the entire roadway. Truck drivers try to anticipate traffic flows at round-a-bouts to avoid stopping. The truck isn't racing you into the round-a-bout; the driver is trying not to disrupt the smooth flow of traffic. A forced stop and then a slow start can often stop all the traffic.

10. ROAD COURTESY

Road courtesy and some patience can prevent road rage and may save your life. Better to give or receive a friendly wave of thanks than a shaken fist. Like you, truck drivers want to get home too, so let's all learn to share the road.

